

Sew On...Sew Forth

1 www.westsidesewing.com 319-365-3075

Volume 30 No. 3

Fall Classes 2025

Express yourself with the new PFAFF Creative Expression Machines!!

Expression 715, Quilt Expression 725, Creative Expression 750

Creative Expression 750

Sewing & Embroidery Machine



CREATIVATE Connectivity* - Connect all CREATIVATE enabled devices to communicate wirelessly between them to transfer designs, get live embroidery updates, and gain access to a catalog of quality designs on your machine.

Large Color Capacitive Touch Screen - See all your information clearly and make all your edits on screen with confidence.

Hoop Scanning - Get the hooped project as background for a more accurate placement of your embroidery before stitching.


Automatic Needle Threader - Thread the needle quickly and easily with the push of a lever to get stitching sooner and without frustration.

Large Embroidery Area - Embroidering large, unique, personal creations in one save you time and supplies. Up to 360 x 350 mm with o Grand Dream Hoop.

Adjustable Laser Sewing Guidance - Project a laser guidance line directly on your fabric to easily line up your stitches. Align lines of decorative stitches, consistently space lines of quilting, and more...**AND SEW MUCH MORE**

Quilt Expression 725

Sewing Machine



CREATIVATE™ Connectivity* - Connect all CREATIVATE enabled devices to communicate wirelessly between them, get automatic updates and inspiration from the machine blog.

Large Color Capacitive Touch Screen - See all your information clearly and make all your edits on screen with confidence on the large 8" (174x96 mm) color capacitive touch screen.

Adjustable Laser Sewing Guidance - Project a laser guidance line directly on your fabric to easily line up your stitches. Align lines of decorative stitches, consistently space lines of quilting, and more.

Automatic Needle Threader - Thread the needle quickly and easily with the push of a lever to get stitching sooner and without frustration.

The Original IDT™ System - Precisely feeds all types of fabric from the top and bottom for perfect stitching every time without the need for any additional accessories...**AND SEW MUCH MORE!!**



Coming Soon!

Husqvarna Viking

New Sewing and Embroidery machines!

More information to follow!



Sew On...Sew Forth

2 www.westsidesewing.com 319-365-3075

Volume 30 No. 3

Fall Classes 2025

QUILTING

BEGINNING QUILTING 101

2 (2 ½ hr sessions) \$45

Dawn

Never made a quilt before and would like to? Then this class is for you! Create a memorable 45" x 75" quilted throw that you'll enjoy for years. Best of all, you'll complete this project in class! **Must come prior to class date for fabric selection. Machine required & WSS Fabric fee required.**



Wednesday September 17 & 24 9:30-12:00 pm OR
Thursday November 6 & 13 4:30-7:00 pm

FREE MOTION QUILTING

1 (2 ½ hr session) \$35

Dawn

Machine quilting is an art created by your hands, just like hand quilting... the needle just moves faster. Come to this class so you can get started learning this fascinating free motion technique. You'll be amazed at all of the tips you'll learn to achieve the desired results that you've been looking for. **Machine required. WSS Kit fee required.**



Friday September 26 9:30-12:00 pm OR
Saturday November 8 9:30-12:00 pm



NEW! FLORAL TRELLIS

2 (2 ½ hr sessions) \$55

Marcie

Who doesn't love flowers? These geometric flowers will bloom all year – for every season and occasion. Just change fabric colors. The pattern is quick and easy to put together, so join me and make a table runner or a quilt any size up to 71" x 92". **Machine required. WSS Fabric Fee Required.**

Monday September 22 & 29 1:00-3:30 pm OR
Thursday September 25 & October 2 4:30-7:00 pm

NEW! POINSETTIA TABLE RUNNER


2 (2 ½ hr sessions) \$55

Marcie

This is a lovely stained glass project that can be made for any season or occasion. The technique is super simple and very quick to put together no seams to match. Leading is available in black, gold, and silver and will complement any combination off fabric colors.

Machine required. WSS Fabric Fee Required.

Monday October 20 & 27 1:00-3:30 pm



NEW! BQ2

2 (2 ½ hr session) \$55

Dawn

Want to make a very simple quilt that looks difficult, well BQ2 is for you. We will be using basic techniques for cutting and piecing, the magic happens when you sew it all together!! You do not need to be an expert sewist, but this finished product will make your friends think you are!! **Machine required. WSS Fabric Fee**

required.

Wednesday November 5 & 12 1:00-3:30 pm

MACHINE ART

NEW! CLAM UP BAG

1 (6 hr session) \$55

Shelly S.

Easy and fun to make, these bags are perfect for carrying your supplies. You'll want to make all five sizes for yourself or to give as a gift for your favorite someone. **Machine Required & WSS Fabric fee required.**



Thursday September 11 9:30-3:30 pm OR
Saturday November 15 9:30-3:30 pm



NEW! LET'S TALK THREADS

1 (3 hr session) \$30

Marcie

Are you confused about thread? What is good or bad and why? What should I use for certain projects? Why does my thread keep breaking? Join me for a non-sewing class and we'll discuss these questions and I'll try to clear up some of the confusion around this very important part of your sewing experience – thread. **No machine required.**

Friday September 12 9:30-12:30 pm OR
Thursday October 30 4:00-7:00 pm

NEW! PARK SLING BAG

2 (3 hr session) \$55

Shelly S.

Back by demand this one strap backpack is the perfect companion on your next outing. With some instructor modifications you'll find this bag fun to make and very sturdy. **Machine Required & WSS Fabric fee required.**



Monday November 17 & 24 1:30-4:30 pm



NEW! SEW TOGETHER BAG

2 (2 ½ hr session) \$45

Shelly S.

You'll love this! The innovative construction, makes this bag with its four zippers fun to make and use. Classmates will look on with envy as you pull your very organized supplies out of this great bag! **Machine Required & WSS Fabric fee required.**

Saturday October 11 & 25 9:30-12:00 pm
Friday October 24 & 31 1:30-4:00 pm

NEW! APPLIQUE PIZZAZZ

1 (3 hr session) \$35

Shelly S.

Let's take the basic applique techniques a step farther. Many different stitches, other than the satin stitch can be used. Add color and variety to your project by trying other stitches and also by using various colors of thread. The project can be made into an item of your choice – pillow cover, banner, or a wall hanging. **Machine Required. WSS Fabric fee Required.**

Monday October 27 9:30-12:30 OR
Saturday November 22 9:30-12:30 pm



"Like" Us On

facebook



Sew On...Sew Forth

3 www.westsidesewing.com 319-365-3075

Volume 30 No. 3

Fall Classes 2025

VIKING AND PFAFF KNOW HOW



MASTERING THE BASICS

1 (2 ½ hr session) **FREE! *A.C.** Shelly S.
You will learn about different types of needles and threads to expand your sewing fun. You will review threading, bobbin winding, function buttons and the sewing advisor. You will stitch out sewing techniques and review bobbin case cleaning. **Viking OR Pfaff Machine required. WSS Kit fee Required.**

Thursday September 4 1:30-4:00 pm OR

Saturday November 22 1:30-4:00 pm


PROGRAM EXTENDED

1 (2 ½ hr session) **FREE! *A.C.** Marcie

Come create your one-of-a-kind personalized fabric while perfecting your programming skills. Learn how to mirror, select stitches, threads to use & more. **Viking or Pfaff Machine required. WSS Kit fee Required.**

Thursday September 4 4:00-6:30 pm OR

Monday November 10 1:30-4:00 pm



STITCHBOOK FOLIO

1 (3 hr session) **FREE! *A.C.** Marcie
Really learn your sewing machine by stitching through all the menus on your machine. Both new and experienced sewists will gain valuable knowledge and create a beautiful portfolio using Sulky thread colors. **Viking or Pfaff Machine required. WSS Fabric fee Required.**

Monday September 15 1:00-4:00 pm OR

Thursday November 20 4:00-7:00 pm


NEW! SERGER MASTERING THE BASICS

1 (2 ½ hr session) **FREE! *A.C.** Marcie

So, you have your new serger and survived your training but still don't feel comfortable using it. Here we'll discuss threads and practice threading your machine. You'll learn how to change stitches, change needles and change tension settings. We'll evaluate stitches and learn how to make them better. Finally, you'll clean and oil your machine. **Viking or Pfaff Machine required. WSS Kit fee Required.**

Monday October 6 1:00-3:30 pm OR

Thursday October 23 4:30-7:00 pm




NEW! TWIN NEEDLE

1 (2 hr session) **FREE! *A.C.** Shelly S.
Come explore twin needle stitching. Use two needles connected by a single shank in your machine to create two parallel lines of stitching. With this technique you will amp up your decorative sewing. **Machine Required. WSS Kit fee Required.**

Saturday September 13 9:30-11:30 am OR

Thursday October 23 1:00-3:00 pm



NEW! QUILT BINDER

1 (2 hr session) **FREE! *A.C.** Dawn
We have these wonderful machines, so why are you hand sewing your binding? Come learn to use this fabulous attachment and bind those quilts fast! **WSS Kit fee Required.**

Thursday September 25 5:00-7:00 pm OR

Friday November 7 9:30-11:30 am

EMBROIDERY


EMBROIDERY STITCH OUT

1 (1 ½ hr session) **FREE! **A.C.** Shelly S.
Learn how to hoop your fabric properly, operate the unit, rotate designs and much more. This class is also useful for the embroiderer who wants to review the basics. **Viking or Pfaff machine with embroidery unit required. WSS Kit Fee required.**



Tuesday September 9 1:00-2:30 pm OR

Saturday September 27 9:30-11:00 am



EMBROIDERY & SEWING STABILIZER WORKSHOP

1 (1 ½ hr session) **FREE! **A.C.** Katie
This is a workshop that develops skills in hooping, stabilizing and placement. You'll be learning a variety of toppings, backings, spray adhesives and helpful products. **No machine necessary. WSS Kit fee Required.**

Monday September 8 1:00-2:30 pm OR

Saturday November 15 9:30-11:00 am

CUSTOMIZING BASICS

1 (2 ½ hr session) **FREE! **A.C.** Shelly S.
This embroidery class is the perfect overview of your "Part 2" private training. Practice positioning, rotation, scale, resize, zoom, duplicate, mirror, fonts, and more! **Viking or Pfaff machine with embroidery unit required. WSS Kit Fee required.**



Saturday September 27 1:00-3:30 pm OR

Friday October 3 9:30-12:00 pm



DESIGN POSITIONING 1 & 2

1 (2 ½ hr session) **FREE! **A.C.** Shelly S.
In this class, we will learn placement of your designs. You will also take a design and place it on a project and do several in one hooping, saving both stabilizer and time. Perfect for napkins or any multiple embroidery that can be done at one time. **Viking or Pfaff machine with embroidery unit required. WSS Kit Fee required.**

Saturday September 13 1:00-3:30 pm OR

Thursday October 30 1:00-3:30 pm

Sew On...Sew Forth

4 www.westsidesewing.com 319-365-3075

Volume 30 No. 3

Fall Classes 2025

EMBROIDERY

EMBROIDERY 101 TECHNIQUES

In few words said... these classes are for you. These hands-on classes will take you through all of the many embroidery applications. Try embroidery applique, cutwork, using optional hoops, 3 dimensional designs, chenille and sew much more. Intimidated by embroidering on plush towels, t-shirts, etc?

These classes will get you feeling like an embroidery pro in no time.

NEW! EMB 101: FELTING

1 (2 ½ hr session) **FREE!** **A.C. Linda

This demo will show how to add texture to projects. Come and see how easy and simple this foot makes felting. **Viking or Pfaff machine with embroidery unit required. WSS Kit Fee required.**



Wednesday September 10 9:30-12:00 pm OR

Saturday September 20 1:00-3:30 pm



NEW! EMB 101: LACE BOOKMARK

1 (2 ½ hr session) **FREE!****A.C. Linda

Simple but beautiful, lace and organza bookmark done to look like tatting. **Viking or Pfaff machine with embroidery unit required. WSS Kit Fee required.**

Saturday October 18 1:00-3:30 pm OR

Wednesday October 29 9:30-12:00 pm

NEW! EMB 101: TAP DOWN STITCHES

1 (2 ½ hr session) **FREE!** **A.C. Linda

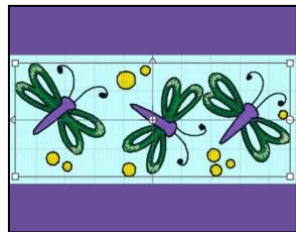
Need a Hostess gift in a hurry or a whole set as gift. This embossed Cardinal towel is for you. You will learn how simply beautiful and fun embossing is. **Viking or Pfaff machine with embroidery unit required. WSS Kit Fee required.**



Saturday November 8 1:00-3:30 pm OR

Wednesday November 19 9:30-12:00 pm

EMBROIDERY SOFTWARE



CREATIVATE LESSON 1

1 (3 hr session) **FREE!**

Katie

Let's get familiar with the home tab! We will cover the clipboard tools, selection tools, how to create fonts in Quick Fonts to be added into the letter options, and much more!

WSS CREATIVATE ALL LEVELS PERPETUAL OWNERS ONLY

Saturday September 6 9:30-12:30 pm OR

Monday September 8 9:30-12:30 pm

CREATIVATE LESSON 2

1 (2 hr session) **FREE!**

Katie

On lesson two, we will be working with Super Design and Encore, creating monograms, and adding Flourishes to them. You will love being able to personalize gifts for family and friends!

WSS CREATIVATE ALL LEVELS PERPETUAL OWNERS ONLY



Saturday October 4 9:30-11:30 am OR

Monday October 6 9:30-11:30 am



CREATIVATE LESSON 3 & 4

1 (1 ½ hr session) **FREE!**

Katie

In this lesson you will learn how to create custom endless designs! We'll also learn how to split a large design into smaller parts to make them fit into multiple hoopings!

WSS CREATIVATE ALL LEVELS PERPETUAL OWNERS ONLY

Saturday November 1 9:30-11:00 am OR

Monday November 3 9:30-11:00 am

CREATIVATE LESSON 5

1 (2 hr session) **FREE!**

Katie

In this lesson we will focus on the many ways to Select, Group and Ungroup embroideries in the CREATIVATE software. **WSS CREATIVATE ALL LEVELS PERPETUAL OWNERS ONLY.**

Monday September 15 9:30-11:30 am OR

Saturday September 20 9:30-11:30 am



CREATIVATE LESSON 6

1 (2 hr session) **FREE!**

Katie

In this lesson we will explore the modify tab. Find out just how much you can change an embroidery design from adding and subtracting stitches to inserting new color commands! **WSS CREATIVATE GOLD & PLATINUM PERPETUAL OWNERS ONLY**

Saturday October 4 12:00-2:00 pm OR

Monday October 13 9:30-11:30 am


CREATIVATE LESSON 7

1 (2 hr session) **FREE!**

Katie

Let's get familiar with the home tab! We will cover the clipboard tools, selection tools, how to create fonts in Quick Fonts to be added into the letter options, and much more!

WSS CREATIVATE PLATINUM PERPETUAL OWNERS ONLY



Saturday November 1 11:30-1:30 pm OR

Monday November 3 11:30-1:30 pm

Sew On...Sew Forth

5 www.westsidesewing.com 319-365-3075

Volume 30 No. 3

Fall Classes 2025



CREATIVATE LESSON 8

1 (3 hr session) **FREE!**

Katie

In this lesson, we will explore basic digitization principles and techniques to shapes created in CREATIVATE Draw and Paint. **WSS CREATIVATE PLATINUM PERPETUAL OWNERS ONLY**

Saturday September 20 12:00-3:00 pm OR
Monday September 22 9:30-12:30 pm


NEW! CREATIVATE HOLD-DOWN SHAPES

1 (2 hr session) **FREE!**

Katie

The Hold-Down Shape feature in the Frames tab offers shaped areas of stitches that flatten nap so embroidery stitches are more clearly defined on towels, fleece and other thick, spongy fabrics. Learn the basics, and stick around for a couple of more advanced editing ideas to bump up the Hold-Down Shapes' capability! **WSS CREATIVATE SILVER, GOLD & PLATINUM PERPETUAL OWNERS ONLY.**

Saturday September 27 9:30-11:30 am OR
Monday October 13 12:00-2:00 pm



NEW! CREATIVATE STITCH UP SOME FUN

1 (3 ½ hr session) **FREE!**

Katie

Develop an innovative embroidery using a combination of CREATIVATE™ tools. Explore out-of-the-box design techniques, including linking, loading background images, which tools are best for the project, and editing stitch objects. Explore designing texture for sheer fabrics, adding Embellishment Attachment stitches, and how to transfer to the CREATIVATE™ Cloud or send directly to your machine. The lesson focus is on creative digitizing rather than traditional digitizing. **WSS CREATIVATE PLATINUM PERPETUAL OWNERS ONLY**

Monday November 10 9:30-1:00 pm OR
Saturday November 15 11:30-3:00 pm



West Side Sewing Hours

9 AM to 5 PM Monday through Friday

9 AM to 7 PM Thursday

9 AM to 4 PM Saturdays

Closed on Sundays

Visit us at www.westsidesewing.com

Email: westsidesewing@mediacombb.net

319-365-3075

1-800-798-1655

More details...Class Policy

Everyone is welcome to attend classes at West Side Sewing. Class space is limited and classes fill quickly, please register early. We strive to teach you the most at the best possible value.

!All classes require advance registration.

!Classes involving kits require registration a minimum of 3 days prior to class date.

!Kit payment is required at the time of registration and is non refundable

!Receive a 10% class discount on all non-sale supplies used in class. Kits have been included with a 10% discount.

!Classes will be cancelled 3 days prior to class date if insufficient registration. Sign up early ☺.

!Customer cancelling one week or more prior to the class start date will receive a store credit, if a fee was required. **Class Pass classes do not qualify for credit.**

!If you have not purchased your sewing machine from West Side Sewing your fees for Advanced Application classes are as follows: *A.C. \$75, **A.C. \$125.

Note class descriptions where applicable. Class Pass does not apply.

!PURCHASED WEST SIDE SEWING FABRIC KIT REQUIRED

Thank you in advance for helping to make our class program run smoothly.

Attention all West Side Sewing Valued Customers!

We'd like to emphasize how important it is to sign up for classes at a minimum of 1 week prior to class date. The earlier the better! This ensures us adequate time to fill the attendance to avoid the class being cancelled.

A lot of time and effort goes into generating these classes for you, which keeps you creating projects to your fullest potential!

Don't forget about all of your FREE Advanced Application classes when you've purchased your machine or Software at West Side Sewing!

Sew On...Sew Forth

6 www.westsidesewing.com 319-365-3075

Volume 30 No. 3

Fall Classes 2025

September 2025

Sunday	Monday	Tuesday	Wednesday	Thursday	Friday	Saturday
	1 Labor Day Store Closed	2	3	4 Mastering the Basics 1:30-4:00 pm Program Extended 4:00-6:30 pm	5	6 Creativate Lesson 1 9:30-12:30 pm
7	8 Creativate Lesson 1 9:30-12:30 pm Stablizer Wkshp 1:00-2:30 pm	9 Embroidery Stitchout 1:00-2:30 pm	10 Embroidery 101: Felting 9:30-12:00 pm	11 Clam Up Bag 9:30-3:30 pm	12 Let's Talk Threads 9:30-12:30 pm	13 Twin Needle 9:30-11:30 am Design Positioning 1 & 2 1:00-3:30 pm
14	15 Creativate Lesson 5 9:30-11:30 am Stitchbook Folio 1:00-4:00 pm	16	17 Beginning Quilting 9:30-12:00 pm	18	19	20 Creativate Les 5 9:30-11:30 am Creativate Les 8 12:00-3:00 pm Emb 101: Felting 1:00-3:30 pm
21	22 Creativate Lesson 8 9:30-12:30 pm Floral Trellis 1:00-3:30 pm	23	24 Beginning Quilting 9:30-12:00 pm	25 Floral Trellis 4:30-7:00 pm Quilt Binder Demo 5:00-7:00 pm	26 Free Motion Quilting 9:30-12:00 pm	27 Emb Stitchout 9:30-11:00 am Creativate Hold Down Shapes 9:30-11:30 am Customizing Basics 1:00-3:30 pm
28	29 Floral Trellis 1:00-3:30 pm	30				

October 2025

Sunday	Monday	Tuesday	Wednesday	Thursday	Friday	Saturday
			1	2 Floral Trellis 4:30-7:00 pm	3 Customizing Basics 9:30-12:00 pm	4 Creativate Lesson 2 9:30-11:30 am Creativate Lesson 6 12:00-2:00 pm
5	6 Creativate Lesson 2 9:30-11:30 am Serge Basics 1:00-3:30 pm	7	8	9	10	11 Sew Together Bag 9:30-12:00 pm
12	13 Creativate Lesson 6 9:30-11:30 am Creativate Hold Down Shapes 12:00-2:00 pm	14	15	16	17	18 Emb 101: Lace Bookmarks 1:00-3:30 pm
19	20 Poinsettia Table Runner 1:00-3:30 pm	21	22	23 Twin Needle 1:00-3:00 pm Serge Basics 4:30-7:00 pm	24 Sew Together Bag 1:30-4:00 pm	25 Sew Together Bag 9:30-12:00 pm
26	27 Applique Pizzazz 9:30-12:30 pm Poinsettia Table Runner 1:00-3:30 pm	28	29 Emb 101: Lace Bookmarks 9:30-12:00 pm	30 Design Positioning 1 & 2 1:00-3:30 pm Let's Talk Thread 4:00-7:00 pm	31 Sew Together Bag 1:30-4:00 pm	


Sew On...Sew Forth

7 www.westsidesewing.com 319-365-3075

Volume 30 No. 3

Fall Classes 2025

November 2025

Sunday	Monday	Tuesday	Wednesday	Thursday	Friday	Saturday
						1 Creativate Lesson 3 & 4 9:30-11:00 am Creativate Lesson 7 11:30-1:30 pm
2	3 Creativate Lesson 3 & 4 9:30-11:00 am Creativate Lesson 7 11:30-1:30 pm	4	5 BQ2 1:00-3:30 pm	6 Beginning Quilting 4:30-7:00 pm	7 Quilt Binder Demo 9:30-11:30 am	8 Free Motion Quilting 9:30-12:00 pm Emb 101: Tap Down Stitch 1:00-3:30 pm
9	10 Creativate Stitch Up Fun 9:30-1:00 pm Program Extended 1:30-4:00 pm	11	12 BQ2 1:00-3:30 pm	13 Beginning Quilting 4:30-7:00 pm	14	15 Stabilizer Wkshp 9:30-11:00 am Clam Up Bag 9:30-3:30 pm Creativate Stitch Up Fun 11:30-3:00 pm
16	17 Park Sling Bag 1:30-4:30 pm	18	19 Emb 101: Tap Down Stitch 9:30-12:00 pm	20 Stitchbook Folio 4:00-7:00 pm	21	22 Applique Pizazz 9:30-12:30 pm Mastering the Basics 1:30-4:00 pm
23  30	24 Park Sling Bag 1:30-4:30 pm	25	26	27 Thanksgiving Store Closed	28	29





West Side Sewing
4100 First Avenue NE
Cedar Rapids, Iowa 52402

Husqvarna *A tradition of excellence* VIKING